



# HANFORD

## CALIFORNIA

**Revenue Measure Committee**  
**4/24/2024**

# Council Direction

“The goal of the committee will be to review the needs of the community and the City's financial ability to meet those needs and to make a recommendation to the City Council if they ultimately support a revenue measure for the November ballot.”

# RMC Accomplishments



- I. Over 20 hours of education and analysis over 10 meetings
- II. Police, Fire, Parks, Streets, Code and Other Needs identified and presented by staff
- III. RMC has prioritized areas
- IV. RMC has identified specific priorities/needs
- V. RMC adopted a draft Expenditure Plan

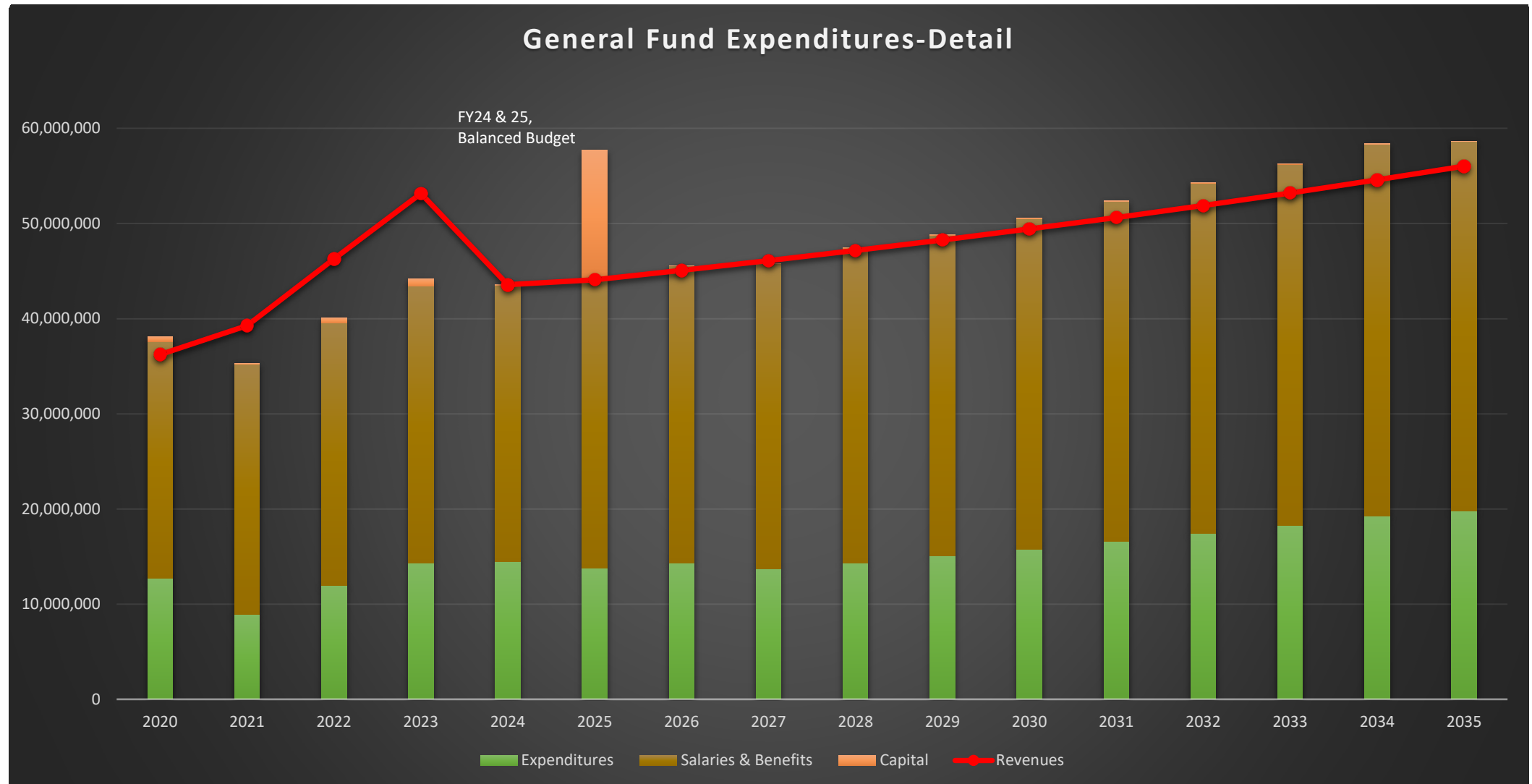
**Two** items today to accomplish (a & b)

# RMC today item #1, 'a'



- a) Recommendation if there is a need for a revenue measure

# Budget outlook “Status Quo”



# Priorities

	<b>CITY OF HANFORD</b>			
	<b>REVENUE MEASURE COMMITTEE</b>			
	<b>PRIORITY EXERCISE - COMMENTS</b>			
<b>PRIORITY 1</b>	<b>PRIORITY 2</b>	<b>PRIORITY 3</b>	<b>PRIORITY 4</b>	<b>PRIORITY 5</b>
<b>Police (37)</b>	<b>Fire (31)</b>	<b>Streets (22)</b>	<b>Parks (19)</b>	<b>Code &amp; Other Needs (11)</b>
Staffing	Staffing	Roads	Water fountains	Historic bldgs maint
Safety Bldg/Infrastructure	Safety	Improvements	Playgrounds	Code enforcement staffing
Equipment	Stations	Rehab and preservation	Splash pad	Abatement
Safety	Training Facility	Intersections	Maintenance	Patrolling
Proactive not reactive	Communications/radio system	Demolition	Indoor recreation facility	ADA compliant
Response time	Station Improvements	Promenades	Staffing	Technology/Equip
Specialty Vehicles	Vehicles/apparatus	Machinery & equip	Programs and rec	Graffiti removal
Addtl Park Officer	Extractor	Underground network and fiber	Trails	Shelter needs
Reduction of OT	Equipment	Signal Lights	Senior Facility	Homeless needs
K9 Officers	Response time	Staffing	Plunge	Facility needs
Technology/ communication	Proactive not reactive	Alleys	Addtl Parks beyond Heroes Park	Larger council chambers
Training	Disaster planning	Beautification projects	Hidden Valley Expansion	Communication improvements
Community outreach	Community outreach	Railroad grade separation	Basketball courts	Beautification projects
Weapons	Hazmat Training and Equip		Outdoor events	
Shot finder	Illegal fireworks prevention		Multi-generational facility	
			Attractions (new skate park)	
			Pump track	
			Beautification projects	

# Draft Expenditure Plan

## Attachment 'A'

- *Shows priorities*
- *10-year draft plan*
- *RMC priority areas*
- *National Community Survey*
- *Staff recommendations*
- *Adopted by RMC*

[illegible][illegible]

# Hanford and other cities



	County Base %	Local %	Sales Tax Total %	Utility User Tax	Transient Tax %	City Parcel Tax
<b>City of Hanford</b>	<b>7.250</b>	<b>0.000</b>	<b>7.250</b>	<b>0</b>	<b>8</b>	<b>No</b>
City of Lemoore	7.250	0.000	7.250	0	8	No
City of Avenal	7.250	1.000	8.250	0	6	No
City of Corcoran	7.250	1.000	8.250	0	8	No
City of Tulare	7.750	0.500	8.250	6	10	No
City of Selma	7.975	0.500	8.475	0	12	No
City of Dinuba	7.750	0.750	8.500	7	10	No
City of Visalia	7.750	0.750	8.500	0	10	No
City of Exeter	7.750	1.000	8.750	5	8	No
City of Lindsay	7.750	1.000	8.750	6	8	No
City of Kingsburg	7.975	1.000	8.975	0	12	No
City of Porterville	7.750	1.500	9.250	6	8	No
<i>Average</i>	<i>7.621</i>	<i>0.750</i>	<i>8.371</i>	<i>3</i>	<i>9</i>	



# One of 32 out of 482 cities in State with no additional tax

Per CDTFA (State)

	City	Tax	County	Population
1	Simi Valley	7.25%	Ventura	126,878
2	Thousand Oaks	7.25%	Ventura	126,813
3	Redding	7.25%	Shasta	97,110
4	Rocklin	7.25%	Placer	70,892
5	Yuba City	7.25%	Sutter	69,604
6	Camarillo	7.25%	Ventura	68,501
7	Hanford	7.25%	Kings	58,856
8	Lincoln	7.25%	Placer	53,054
9	Moorpark	7.25%	Ventura	38,128
10	Lemoore	7.25%	Kings	26,199
11	Shafter	7.25%	Kern	20,884
12	Auburn	7.25%	Placer	15,946
13	Fillmore	7.25%	Ventura	15,002
14	California City	7.25%	Kern	14,120
15	Shasta Lake	7.25%	Shasta	10,287
16	Live Oak	7.25%	Sutter	9,781
17	Ojai	7.25%	Ventura	7,518
18	Winters	7.25%	Yolo	7,502
19	Gridley	7.25%	Butte	6,648
20	Willows	7.25%	Glenn	6,070
21	Portola	7.25%	Plumas	2,849
22	Alturas	7.25%	Modoc	2,275
23	Colfax	7.25%	Placer	1,887
24	Biggs	7.25%	Butte	1,707
25	Montague	7.25%	Siskiyou	1,388
26	Maricopa	7.25%	Kern	1,154
27	Tulelake	7.25%	Siskiyou	1,010
28	Dorris	7.25%	Siskiyou	939
29	Loyalton	7.25%	Sierra	769
30	Etna	7.25%	Siskiyou	737
31	Fort Jones	7.25%	Siskiyou	689
32	Tehama	7.25%	Tehama	418

# In top 7 of cities with no sales tax

Per CDTFA (State), census population, GF budgets

- many of these cities are not “full service” cities
- special districts may fund other services such as fire or parks

	City	Tax	County	Population	GF Revenues Estimates
1	Simi Valley	7.25%	Ventura	126,878	87,826,346
2	Thousand Oaks	7.25%	Ventura	126,813	93,500,000
3	Redding	7.25%	Shasta	97,110	109,186,810.00
4	Rocklin	7.25%	Placer	70,892	60,400,000
5	Yuba City	7.25%	Sutter	69,604	60,100,000
6	Camarillo	7.25%	Ventura	68,501	50,628,548
7	Hanford	7.25%	Kings	58,856	43,572,637

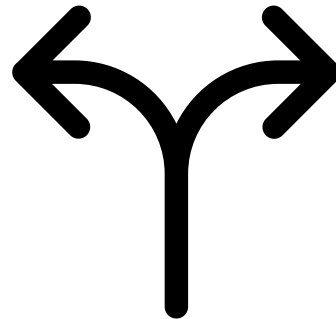
# RMC recommendation

Based on all the information presented,  
“Is there a need for a measure?”

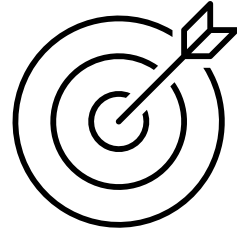
a. Yes, there is a need for revenue measure

OR

b. No, there is no need for a revenue measure



# RMC today item #2, 'b'



b. Discuss RMC final thoughts and considerations

## Member exercise

1. 3 'post its' with final thoughts, considerations to City Council
2. Staff collection
3. Summary with group

# District Transaction and Use Tax (Sales Tax)

## Hanford – none, at statewide 7.25% (1% to city)

	General Tax	Special Tax
Use of Revenues	Unrestricted	Specific purpose
Governing Body Approval	<ul style="list-style-type: none"><li>Counties and general law cities: two-thirds</li><li>Charter cities: majority</li><li>Transactions and use taxes: two-thirds</li><li>Special districts may not adopt general taxes.</li></ul>	Majority
Voter Approval	Majority	Two-thirds
Other Rules	A general tax election must be consolidated with a regularly scheduled general election of members of the governing body, unless an emergency is declared by unanimous vote (among those present) of the governing body.	Special tax funds must be deposited in a separate account. The taxing agency must publish an annual report including: 1) the tax rate; 2) the amounts of revenues collected and expended; and 3) the status of any project funded by the special tax.

The primary differences are:

### Special Measure

Vote required for approval - 2/3 of votes received

Purposes funds may be used for - Locked (no future changes without voter approval)

### General Measure

Vote required for approval - 50%+1 of votes received

Purposes for funds - Flexible (in accordance with ballot language)

- Citizens Initiative may also qualify

Burden on wide area, within and outside the city

# Potential Revenue Measure Amount

Sales Tax Revenue in 0.25% increments, max of 2%

*Based on March 2024 estimates*

<u>Amount</u>	<u>Estimated Revenue</u>
0.25%	\$4,800,000
0.50%	\$9,600,000
0.75%	\$14,400,000
1.0%	\$19,200,000
1.25%	\$24,000,000
1.50%	\$28,800,000
1.75%	\$33,600,000
2.00%	\$38,400,000




# Example

**Hanford Essential Services Measure.** A measure preserving and protecting essential local services such as:

- police and fire protection, 9-1-1 emergency response, crime investigation, disaster preparedness;
- repairing roads, improving traffic flow/ safety;
- maintaining parks, providing trails;
- upgrading facilities/ programs for seniors/ veterans/ youth;
- and for general government purposes

until ended by voters, requiring public spending disclosure, citizens oversight, all funds used locally, be adopted

# RMC item 'b'



## Group Exercise

1. 3 'post its' with final thoughts, considerations to City Council
2. Staff collection
3. Summary with group



# Next Steps

- May 7<sup>th</sup> presentation to City Council
  - City Council public meeting
  - Chair and Vice-Chair to present
  - All members welcome (not required)